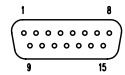


SUB D 15 Connector

PIN		PIN	
1	Aux In +	9	Aux In -
2	GND	10	Aux Out -
3	Aux Out +	11	GPI Out 1 (Line 2 CH A)
4	GPI Out 1 (Line 2 CH A)	12	GPI Out 2 (Line 2 CH B)
5	GPI Out 2 (Line 2 CH B)	13	GPI Out 3 (Line 2 CH A)
6	GPI Out 3 (Line 2 CH A)	14	GPI Out 4 (Line 2 CH B)
7	GPI Out 4 (Line 2 CH B)	15	GPI Out SA
8	GPI Out SA		



Local 4-wire In

1	GND
2	Signal+
3	Signal-

Local 4-wire Out

1	GND
2	Signal+
3	Signal-

Partyline Upstream Connector

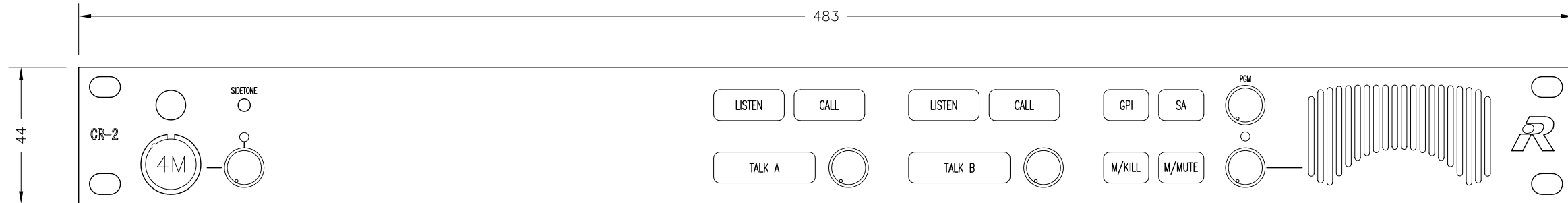

1	GND
2	data+ / 48V
3	data- / 48V

Partyline Downstream Connector

1	GND
2	data+ / 48V
3	data- / 48V

Headset

1	GND / Screen
2	Microphone +
3	Speaker L/R-
4	Speaker L/R+



CR-2 (2chデジタルマスターステーション)	
項目	仕様
材質	アルミニウム、ステンレス
外形寸法	483(W) X 159(D) X 44(H)mm
重量	約2.6kg
電源	85~265VAC 47~63Hz 85VA

OTARITEC オタリテック株式会社			DWG.NAME	外 観 図
SCALE	DIMENSION	SURFACE FINISH	MAKER	RIEDEL
1/1	mm	▽	PART.No	-----
DESIGNED	DATE	FINISH	FILE	CR-2.DWG
-----	1.May.2008	-----	PARTS NAME	CR-2
CHECKED	DRAWN	MATERIAL	DWG.No	08014
T.Nakamura	M.Teranishi	-----		